



## Planning Examples



2 Pack—L-Shaped



3 Pack—Pinwheel



6 Pack—Cluster





## Planning Examples



Two -2 Packs-Side by Side Cluster



3 of 4 Units Shown Closed



3 Pack—Inline



Imagine a completely self-contained turnkey workstation delivered completely assembled and then wheeled into place and functional in minutes.

DOW comes complete with technology, lighting, lockable storage, work tools, whiteboard and an acoustic tackable panel. When the workstation is not needed it can be closed up in seconds and/or wheeled into a holding area. This is for companies requiring frequent changes, real time workstation additions, and real time removal of workstations. Users now have open plan working spaces which can be completely closed up and locked when they are not being used benefiting from additional space and security.

The footprint of the mobile workstation in its' closed state is a mere 30"W x 48"D x 52"H which allows it to fit through standard doorways and easily maneuvered via its' heavy duty casters and pull handle. The workstation hinges open to enable an ample working space of 60" x 68".



**Collapsible Desk DOW 1000  
Standard Version**

**Base Configuration**

- Anodized Aluminum Frame
- 23×48" Worksurface
- 16×48" Return
- Upper Shelf
- Low Binder Shelves
- Accessory Rail
- Whiteboard
- Acoustic Tackable Panel
- Frosted Acrylic Panel
- Heavy Duty Locking Casters
- Wire Management
- Integral Hinge
- Pull Handle
- Lock



**Collapsible Desk DOW 2000  
Enhanced Version**

**Full Configuration**

- Anodized Aluminum Frame
- 23×48" Worksurface
- 16×48" Return
- Upper Shelf
- Low Binder Shelves
- Accessory Rail
- Whiteboard
- Acoustic Tackable Panel
- Frosted Acrylic Panel
- Heavy Duty Locking Casters
- Wire Management
- Integral Hinge
- Pull Handle
- Lock

- 16" File drawer**
- 16" Box drawer**
- LED light**
- 2 Power and 2 USB**

**Options**

Work Tools (i.e. Paper Tray,  
Binder Tray, Vertical Manager)






# Desk On Wheels



Integrated Flush Handle



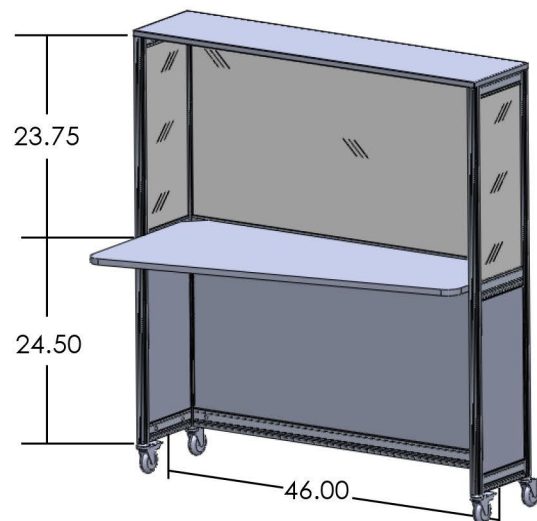
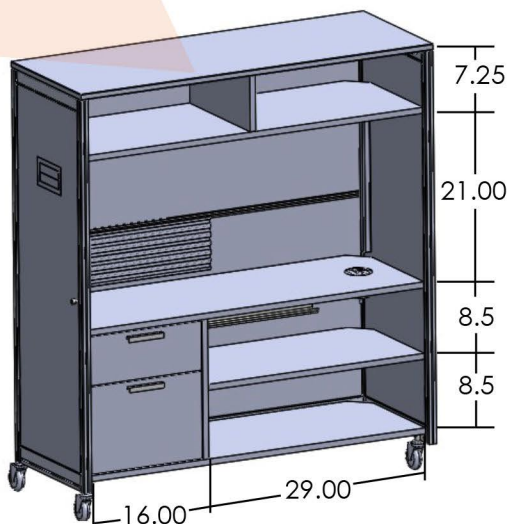
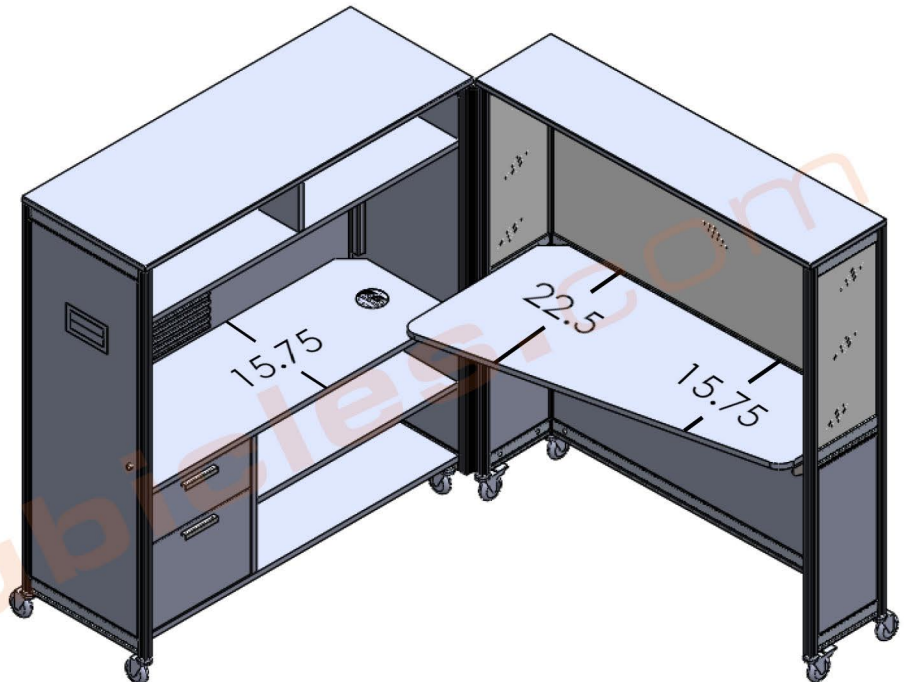
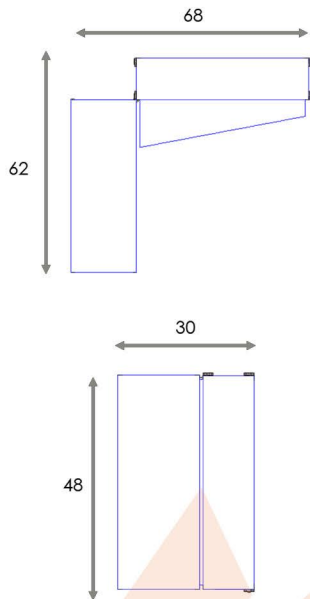
1 Power and 2 Power USB  
(Full Version)



Accessory Rail and Work Tools (Optional)



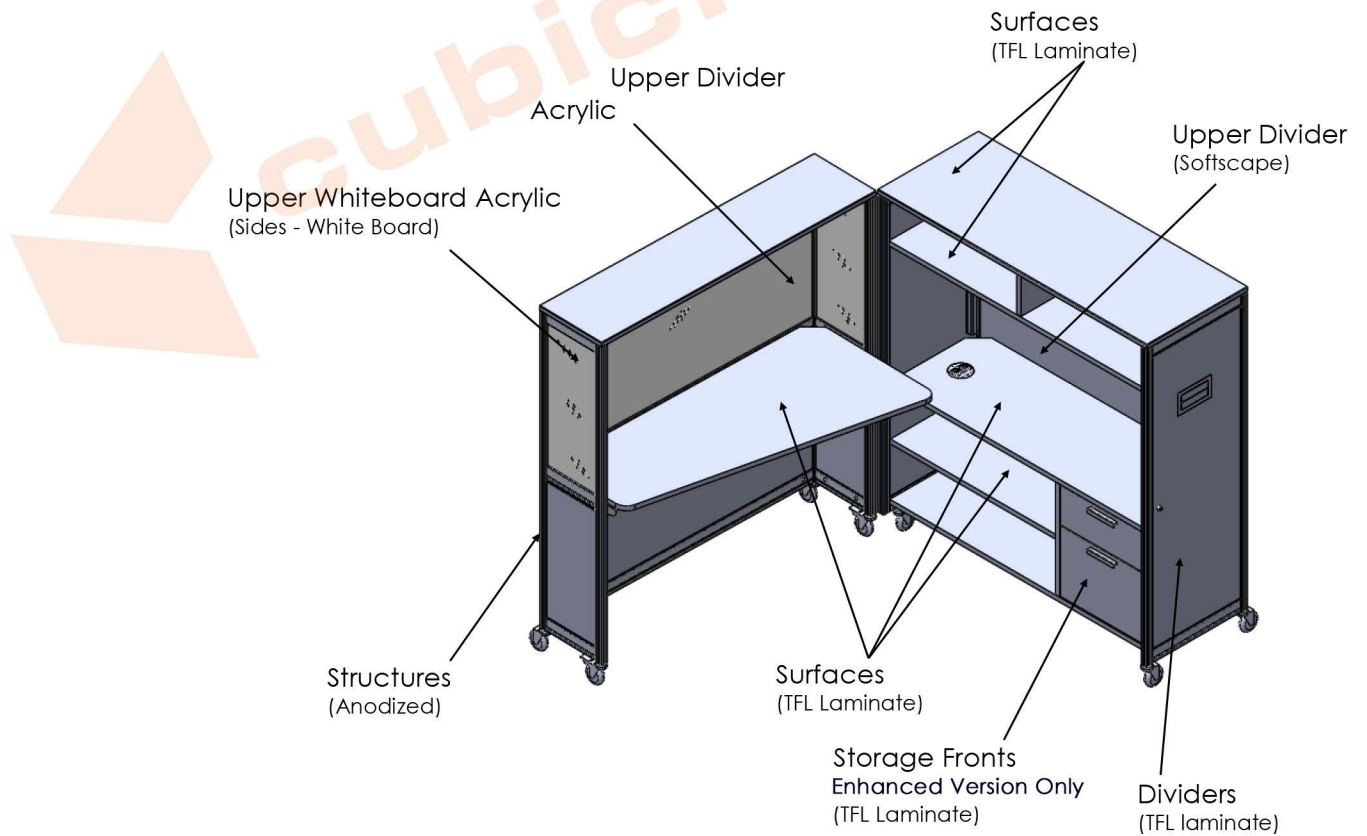
Slim LED Light (Full Version)  
and Acoustic Tackable Panel



Standard & Enhanced Dimensions are Identical  
Enhanced Versions' Optional Componentry Shown

## Finishes

Please see [www.cubicles.com](http://www.cubicles.com) for finish details



## Accessories

---

### BAAR

Accessory Rail




What's Included:  
Accessory Rail.

Finish Options:  
ANO - Anodized Only.

---

### XA

Accessories



What's Included:  
Accessory (Each). Note: Accessory Rail to be Purchased Separately.

Finish Options:  
SL - Silver Only.